

BIG COZY BOOKS – LOG BENCHES

PRODUCT: LOG BENCHES

CODES: LOG-3, LOG-4, LOG-5,



CODE:

LOG BENCH 3'
| LOG-3 |

LOG BENCH 4'
| LOG -4 |

LOG BENCH 5'
| LOG -5 |

DIMENSIONS. (IMPERIAL INCHES)

Overall Depth.

18"

18"

18"

Overall Width.

36"

48"

60"

Overall Height.

18"

18"

18"



Blupuffin Designs
Suite 105, 11500-29 Street SE, Calgary, Alberta, T2Z 3W9,
Canada
www.blupuffin.com | sales@blupuffin.com

Frame:

¾" Baltic Birch Plywood

Foam:

Vertical Surfaces: ¾" Foam

Seating: HR Foam

Upholstery:

Heavy duty vinyl fabric, designed for use in commercial and high traffic areas.

See fabric sheet for more information.




BluPuffin Designs
Suite 105, 11500-29 Street SE, Calgary, Alberta, T2Z 3W9,
Canada

www.blupuffin.com | sales@blupuffin.com



Olympus American Beauty



Olympus Aubergine




Olympus Basil




Olympus Bittersweet




Olympus Black




Olympus Blue Ridge




Olympus Breeze



Olympus British Tan




Olympus Burgundy




Olympus Cadet




Olympus Canvas




Olympus Chili Pepper




Olympus Cinnamon




Olympus Claret




Olympus Cordovan




Olympus Cork




Olympus Cornsilk



Olympus Crocus



Olympus Deep Violet




Olympus Desert




Olympus Desert Tan



Olympus Dove




Olympus Earth



Olympus Gingersnap



Olympus Graphite



Olympus Grotto



Olympus Gunmetal



Olympus Honeydew



Olympus Hunter



Olympus Ice Blue




Olympus Java




Olympus Lake



Olympus Light Gray



Olympus Majestic




Olympus New Burgundy



Olympus Oasis




Olympus Oat




Olympus Orange Blast



Olympus Pine Needle




Olympus Pumpkin




Olympus Purple Velvet




Olympus Raspberry



Olympus Red Berry



Olympus Regimental Blue



Olympus River Rock




Olympus Royal




Olympus Sand



Olympus Slate



Olympus Spa




Olympus Suede




Olympus Sundance




Olympus Tahiti



Olympus Tropic



Olympus Turquoise



Olympus White

FABRIC – OLYMPUS – KEYSTON BROS.



OLYMPUS

GENERAL SPECIFICATIONS

Width	54"
Weight	36 oz/linear yard
Roll Size	30 yds
Composition	100% PVC
Backing	100% Spun Polyester Terry Loop


FLAME RETARDANCY SPECIFICATIONS

CAL-TB 117-2013	Passes
NFPA 260	Passes
FMVSS 302	Passes
UFAC Class 1	Passes
BIFMA Class A	Passes
IMO Part 8 (3.1 & 3.2)	Passes

PERFORMANCE SPECIFICATIONS

Abrasion	1,800,000+ DR
Cold Crack	-20°
UV Resistance	650 Hours
Mildew Resistance	Yes
Sulfide Stain Resistant	Yes

RECOMMENDED APPLICATIONS



CLEANING INSTRUCTIONS

Remove ordinary dirt and smudges with a mild soap and water solution and a clean, soft cloth or towel. Dry with a soft, lint-free cloth or towel. CAUTION: The use of vinyl "conditioners" or "protectants" is not recommended and should be avoided on vinyl treated with PreFixx® protective finish.

To clean difficult stains, locate the staining agent in the list below and follow the corresponding recommended cleaning method. For best results, treat stains immediately. Cleaning Tip: to determine the method and type of cleaners, the source of the stain should be identified.

Type of Stain:

Baby oil, ketchup, chocolate, motor oil, olive oil, grape juice, blood, tea, coffee and betadine, use **Method 1**
Eye shadow, crayon and grease, use **Method 1**, if stain remains, use **Method 2**
Tobacco tar (nicotine), permanent felt marker, yellow mustard, lipstick, ballpoint pen and spray paint, use **Method 1**, if stain remains, use **Method 2** and for remaining stubborn stains use **Method 3**

Method 1: Clean area with Formula 409® All-Purpose Spray Cleaner or Fantastik® Spray Cleaner, using a soft cloth or damp sponge, rinse area with fresh water, then dry with a clean lint-free cloth.

Method 2: Use a solvent-type cleaner, such as rubbing alcohol (isopropyl alcohol). Rinse cleaned area with fresh water, then dry with a clean lint-free cloth.

Method 3: Use a strong, active solvent cleaner diluted in water (70% water/30% solvent cleaner) such as acetone based nail polish remover (acetone/water). Clean with a soft cloth or damp sponge. Stain should be removed with less than 6 rubs. If the stain persists after 6 rubs, the stain has set and probably cannot be removed. Rinse area with fresh water, then dry with a clean, lint-free cloth.



Blupuffin Designs

Suite 105, 11500-29 Street SE, Calgary, Alberta, T2Z 3W9, Canada

www.blupuffin.com | sales@blupuffin.com